


Spatial Temporal Activity Recorder (STAR)

How to use and navigate STAR

This document outlines the STAR system and its functions from navigating, exploring and creating maps, creating programs, projects and activities and recording activity detail. Each function is described in a separate 'How To' document.

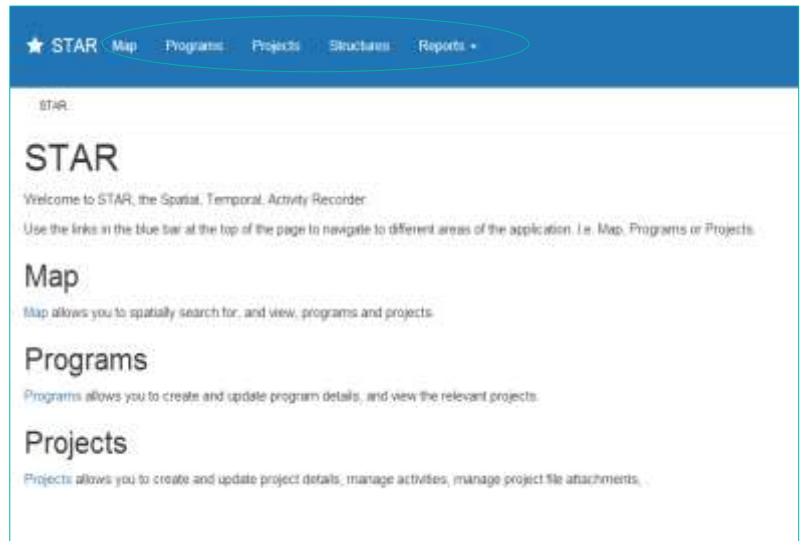
Navigating STAR	
<p>STAR Landing Page</p> <p>The STAR landing page is accessed once the user has logged on.</p> <p>Selecting the 'Start Recording' button takes the user to the home page.</p>	 <p>The screenshot shows the STAR landing page with a blue header containing the title 'STAR Spatial Temporal Activity Recorder' and the Department of Environment and Planning logo. Below the header is a map of Victoria. A central text box contains the following text: 'STAR the Spatial, Temporal, Activity Recorder', 'STAR captures environmental management activity information once and makes it available for reuse. It stores information on planned and delivered activities to support evidence based decision making, continuous improvement and demonstrate investment effectiveness.' Below this text is a blue button labeled 'Start recording' with a right-pointing arrow, which is circled in red. At the bottom of the page, there is a footer with contact information and the copyright notice '© 2013 Department of Environment and Planning'.</p>

How to use and navigate STAR

STAR Home Page

The home page consists of the:

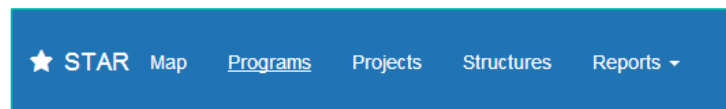
- 'Main Menu', the blue bar at the top of the screen, and
- hyperlinks in the descriptors in the main page.



STAR Navigation

STAR navigation is consistent throughout the application.

The Main Menu remains visible in all other areas of STAR. Clicking the word 'STAR' in the Main Menu returns the user to the home page.

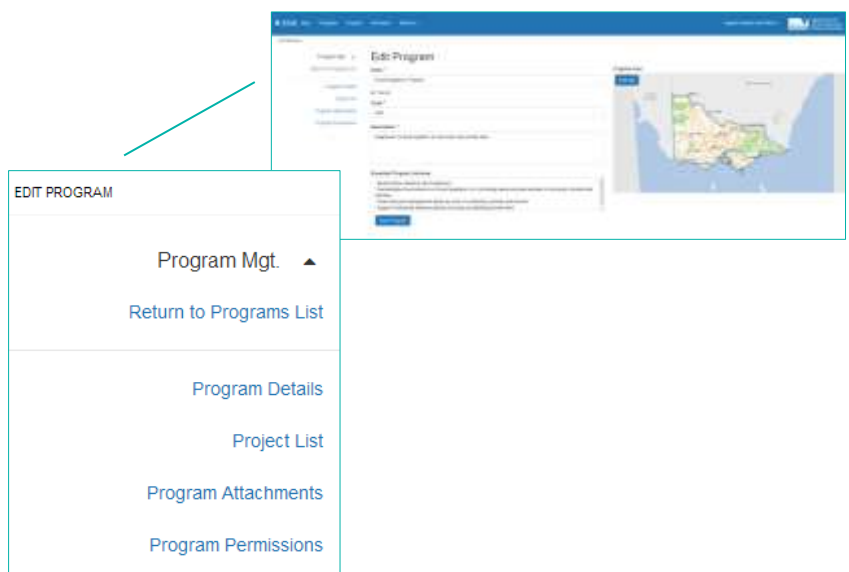


Field Workers, Project and Program Managers have 'Quick Access' hyperlinks to a range of other STAR attributes beyond those shown in the Main Menu.

These hyperlinks are located on the left-hand side of the screen from a selected program, project or activity.

These hyperlinks support navigation within a selected program, project or activity.

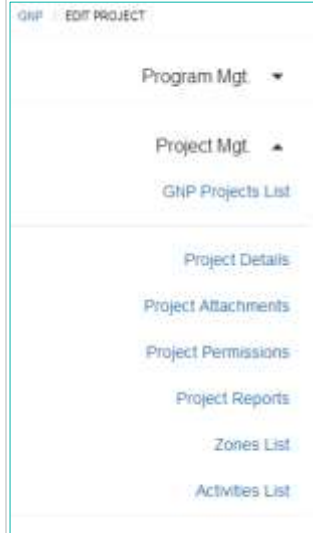
On the 'Program' page a user can navigate back to the Programs list or select projects, attachments or permissions associated with the program.



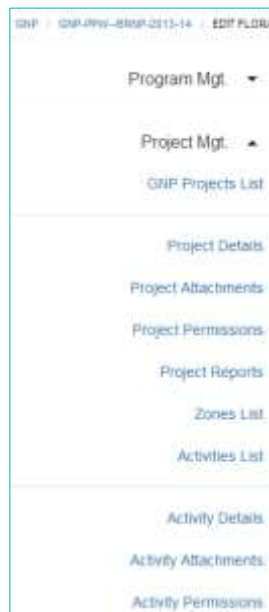
How to use and navigate STAR

The Quick Access hyperlinks from a Project page supports navigation:

- back to the Program Management Page and the list of projects associated within the program, or
- to project Attachments, Project Permissions Zones List or Activities List associated with the project.



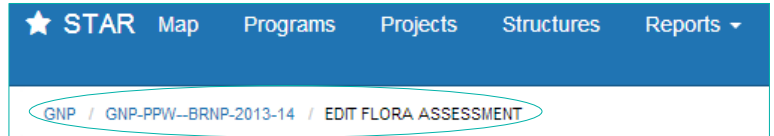
The Quick Access hyperlinks from a selected Activity page supports navigation to the selected Program Management page and the list of projects associated within the program, or Project Details, Project Attachments, Project Permissions, Project Reports, Zones List and Activities List as well as Activity: Details.



How to use and navigate STAR

The file path displayed under the top navigation bar are known as 'breadcrumbs' and can be used to navigate back to the parent program, project and activity.

The black text indicates the page the user is on and the blue text indicates the available associated hyperlinks.



© The State of Victoria Department of Environment, Land, Water and Planning 2019



This work is licensed under a Creative Commons Attribution 4.0 International licence. You are free to re-use the work under that licence, on the condition that you credit the State of Victoria as author. The licence does not apply to any images, photographs or branding, including the Victorian Coat of Arms, the Victorian Government logo and the Department of Environment, Land, Water and Planning (DELWP) logo. To view a copy of this licence, visit <http://creativecommons.org/licenses/by/4.0/>

Disclaimer

This publication may be of assistance to you, but the State of Victoria and its employees do not guarantee that the publication is without flaw of any kind or is wholly appropriate for your particular purposes and therefore disclaims all liability for any error, loss or other consequence which may arise from you relying on any information in this publication.

Accessibility

If you would like to receive this publication in an alternative format, please telephone the DELWP Customer Service Centre on 136186, email customer.service@delwp.vic.gov.au or via the National Relay Service on 133 677 www.relayservice.com.au. This document is also available on the internet at www.delwp.vic.gov.au.